

## **GB** INSTRUCTIONS FOR USE

This helmet is designed to protect impact caused by collision of head with an obstacle while riding horse, it has passed EN1384:2023 to show conformity to EU 2016/425. Declaration of conformity for this product can be found at [www.kraemer.de](http://www.kraemer.de). For maximum protection, the helmet must be tightly fitted and the strap correctly adjusted according to the instructions supplied by the manufacturer.

The helmet was designed to absorb some of the energy from an impact by partial destruction of either the shell or the protective padding, or both.

This damage may not be visible, therefore any helmet which suffers an impact should be discarded and replaced by a new one.

Not every head is the same shape and size, and neither is every helmet. To obtain the best protection from a helmet, it is important to select one that is both comfortable and the correct size. It should provide a firm fit without being uncomfortable, loose or movable when properly fastened. To clean the helmet, gently brush it with warm water and a mild soap solution and allow to dry naturally.

Do not expose it to direct sunlight and do not leave it under glass such as on the rear shelf of an automobile. Store it in a clean, dry, cool area out of direct sunlight. Keep the helmet in its original or similar packaging to protect it from minor bumps and abrasion during transportation.

### **WARNING**

The headgear described above is designed only for use during equestrian activities. Its purpose is to protect the person wearing it from impacts to the head. The protection offered by the helmet depends on the circumstances of the incident. Wearing a protective helmet, in some cases, will not prevent death or long-term disability.

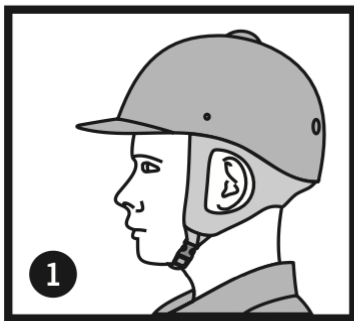
The helmet may move around on your head when riding. In order to ensure that the helmet remains in position during riding, adjust the retention system to ensure that the movement of the helmet on the head is minimal, both for front-to-rear and side-to-side movement.

**WARNING**

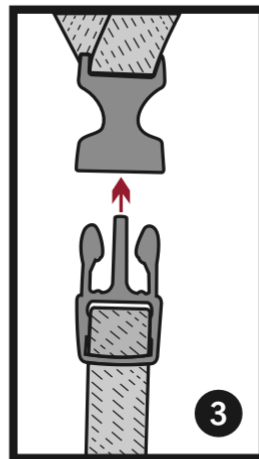


Whilst helmets reduce the likelihood of injury, in certain circumstances injury cannot be prevented. In particular, helmets are not designed to protect the head in the event of crushing by a horse.

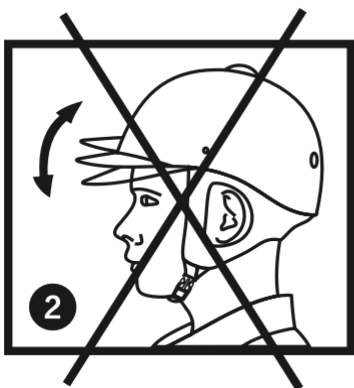
The helmet should be replaced after 8 years of use after the manufacturing date, which can be found on the inside of the helmet. A service life of 3-5 years is advised with intensive use.



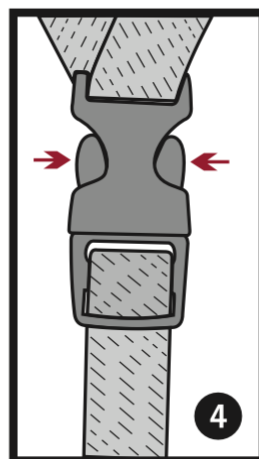
Choose correct size and proper fitting. Make sure the helmet is in the right position.



To wear the helmet, insert one end of the strap into the other end and pull to ensure the buckle is correctly inserted and the retention system is tightly fastened.



The fit must not be loose. Excess forward or backward movement is unacceptable.



To remove the helmet, push on the side pins and pull on the strap to disengage the buckle.